感应电动机 INDUCTION MOTOR

180W

□104mm

ISO9001



■规格 / 连续额定 SPECS / CONTINUOUS RATING

型号Model 类型Type 上段: 齿轮轴 Above: gearbox 下段（ ）内: 圆轴below in( ): round shaft 导线型 Lead Wire Type 外形图Drawing ①	带端子箱型 Terminal Box Type 外形图Drawing ②	输出功率 Output power W	电压 Voltage V	频率 Frequency Hz	电流 Current A	启动转矩 Starting Torque mN.m	额定转矩 Rated Torque mN.m	额定转速 Rated Speed r/min	电容器容量 Capacitor μF
6IK180GU-AF (6IK180A-AF)	6IK180GU-AFT (6IK180A-AFT)	180	1ph100	50	3.2	900	1385	1250	45.0
				60	3.5		1120	1550	
6IK180GU-EF (6IK180A-EF)	6IK180GU-EFT (6IK180A-EFT)	180	1ph110	60	2.75	850	1120	1550	35.0
			1ph120		2.65				
6IK180GU-CF (6IK180A-CF)	6IK180GU-CFT (6IK180A-CFT)	180	1ph220	50	1.40	1100	1385	1250	12.0
			1ph230						
6IK180GU-HF (6IK180A-HF)	6IK180GU-HFT (6IK180A-HFT)	180	1ph220	60	1.40	1000	1120	1550	
			1ph230						
6IK180GU-SF (6IK180A-SF)	6IK180GU-SFT (6IK180A-SFT)	180	3ph220	50	1.20	3400	1385	1250	-
				60	1.0	2700	1120	1550	

●各种安全规格以电动机铭牌上的型号取得认定。

●When the motor is approved under various safety standards, the model name on the nameplate is the approved model name.

■种类 TYPE

●电动机 MOTOR

机型 Type	型号 Model 齿轮轴型 Pinion Shaft	圆轴型 Round Shaft
导线型 Lead Wire Type	6IK180GU-AF	6IK180A-AF
	6IK180GU-EF	6IK180A-EF
	6IK180GU-CF	6IK180A-CF
	6IK180GU-HF	6IK180A-HF
	6IK180GU-SF	6IK180A-SF
带端子箱型 Terminal Box Type	6IK180GU-AFT	6IK180A-AFT
	6IK180GU-EFT	6IK180A-EFT
	6IK180GU-CFT	6IK180A-CFT
	6IK180GU-HFT	6IK180A-HFT
	6IK180GU-SFT	6IK180A-SFT

●平行轴减速器(另售) PARALLEL SHAFT GEARHEAD (SOLD SEPARATELY)

减速器种类 Gearhead Type	减速器型号 Gearhead Model	减速比 Gear Ratio
长寿命 · 低噪音 Long Life · Low Noise	6GU□K	3、3.6、5、6、7.5、9、12.5、15、18、25、30、36、50、60、75、90、100、120、150、180、200

●减速器型号的□中为减速比的数值

●Enter the gear ratio in the box (□) within the model name

■装有减速器时的容许转矩
ALLOWABLE TORQUE WHEN BEING WITH GEARHEAD

- 减速器 · 中间减速器另售
- 电动机型号的□中为表示带端子箱型的记号 (T)
- 减速器型号的□中为减速比的数值。
- □ 色表示与电动机同一方向运转，其他则为相反方向。
- 转速是以电动机的同步转速 (50Hz: 1500r/min、60Hz: 1800r/min) 为基准除以减速比而算出来的数值。实际转速将随负载大小变化而比所示数值减少2%~20%左右。
- Gearhead and mid-gearbox can be sold separately.
- Enter the code that represents the terminal box type (T) in the box (□) within the model name.
- Enter the gear ratio in the box (□) within the model name.
- The colored background □ indicates the same rotating direction of the motor while the rotating direction of others are opposite.
- The speed is calculated by dividing the motor's synchronous speed (50Hz: 1500r/min、60Hz: 1800r/min) by the gear ratio. The actual speed is 2%~20% less than the displayed value, depending on the size of the load.

容许力矩单位 Allowance Torque Unit：上段 Upside（N.m）/下段 Belowside（kgf.cm）

机型Type 电动机/减速器 Motor/Gearhead	减速比Gear Ratio		3	3.6	5	6	7.5	9	12.5	15	18	25	30	36	50	60	75	90	100	120	150	180	200
	转速Speed r/min	50Hz	500	417	300	250	200	166	120	100	83	60	50	41	30	25	20	16	15	12.5	10	8.3	7.5
		60Hz	600	500	360	300	240	200	144	120	100	72	60	50	36	30	24	20	18	15	12	10	9
6IK180GU-AF□ 6IK180GU-EF□ 6IK180GU-CF□ 6IK180GU-HF□ 6IK180GU-SF□	6GU□K	50Hz	3.4	4.0	5.6	6.7	8.4	10.1	12.6	15.2	18.2	22.8	27.4	32.9	40	40	40	40	40	40	40	40	40
			34.6	40.8	57.1	68.3	85.6	103	128	155	185	232	279	335	400	400	400	400	400	400	400	400	400
		60Hz	2.7	3.3	4.5	5.4	6.8	8.2	10.2	12.3	14.7	18.5	22.2	26.6	37	40	40	40	40	40	40	40	40
			27.5	33.6	45.9	55.1	69.3	83.6	104	125	150	188	226	271	377	400	400	400	400	400	400	400	400

■容许悬挂负载 · 容许轴向负载
PERMISSIBLE OVERHUNG LOAD AND THRUST LOAD

电动机（圆轴型）→217页　　Motor (Round Shaft) →P217
减速器→217页　　Gearhead→P217

■减速器的容许负载惯性惯量J
PERMISSIBLE LOAD INERTIA J FOR GEARHEAD

→218页→P218

■外形图 (单位 mm)
DIMENSIONS(Unit mm)

减速器附有安装用螺丝
Mounting screws are included with gearhead.

●导线型 Lead wiring Type ①

重量 Weight: 电动机 Motor 5.0kg 减速器 Gearhead 2.1kg

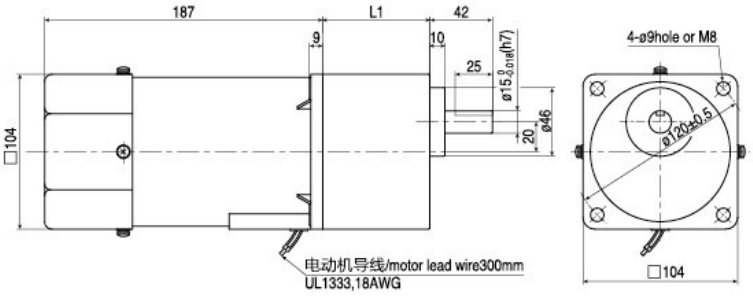

电动机型号 Motor Model	减速器型号 Gearhead Model	减速比 Gear Ratio	L1
6IK180GU-AF 6IK180GU-EF 6IK180GU-CF 6IK180GU-HF 6IK180GU-SF	6GU□K	3~200	72

- 减速器型号的□中为减速比的数值
- Enter the gear ratio in the box (□) within the model name

●带端子箱型Terminal Box Typ②

重量 Weight: 电动机 Motor 5.15kg 减速器 Gearhead 2.1kg

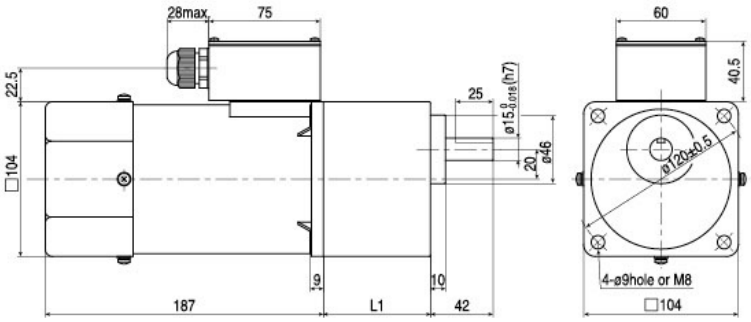

电动机型号 Motor Model	减速器型号 Gearhead Model	减速比 Gear Ratio	L1
6IK180GU-AFT 6IK180GU-EFT 6IK180GU-CFT 6IK180GU-HFT 6IK180GU-SFT	6GU□K	3~200	72

●减速器型号的□中为减速比的数值

●Enter the gear ratio in the box (□) within the model name

●圆轴型的转轴部分Shaft Section of Round Shaft Type

除重量及轴部外，电动机外形与齿轮轴相同

Excluding weight and the shaft section Motor shape are the same as those of the pinion shaft type

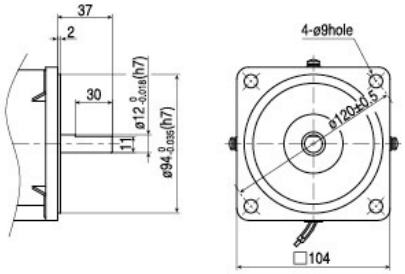

●键·键槽（减速器附件）

Key·keyway (The key is included with the gearhead)

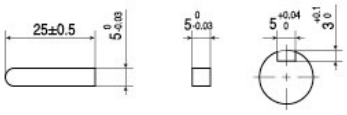

●电容器外形尺寸 Formal Dimension of Capacitor

型号 Model		电容器型号 Capacitor Model	L	W	H
齿轮轴型 Pinion Shaft	圆轴型 Round Shaft				
6IK180GU-AF□	6IK180A-AF□	ZD450CFAUL	59	30	42
6IK180GU-EF□	6IK180A-EF□	ZD350CFAUL	59	30	42
6IK180GU-CF□	6IK180A-CF□	ZD120BFAUL	58	30	40

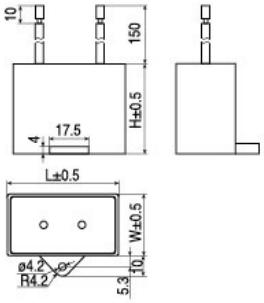

●常规电容器出线为引线，也可根据客户要求配置插片式187#

●电动机型号的□中为表示带端子箱型的记号 (T)

●Note: Conventional capacitor is a lead wire type.Inserted 187# is optional

●Enter the code that represents the terminal box type (T) in the box (□) within the model name

连接图CONNECTION DIAGRAMS

- 运转方向指从电动机轴看来的方向。CW表示顺时针方向，CCW表示逆时针方向。
- 表中所记型号为齿轮轴型，圆轴型亦同。
- The direction of motor rotation is as viewed from the shaft end of motor.
  CW represents the clockwise direction, while CCW represents the counterclockwise direction.
- Name indicated in the list is pinion shaft type, also valid for the equivalent round.

导线型Lead Wire Type		带端子箱型Terminal Box Type	
6IK180GU-AF、6IK180GU-EF 6IK180GU-CF、6IK180GU-HF	6IK180GU-SF	6IK180GU-AFT、6IK180GU-EFT 6IK180GU-CFT、6IK180GU-HFT	6IK180GU-SFT
顺时针方向CW 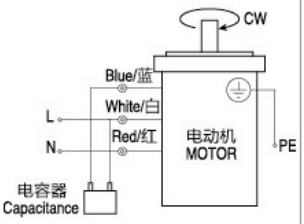	顺时针方向CW 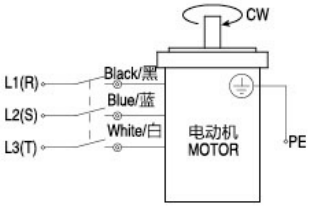	顺时针方向CW 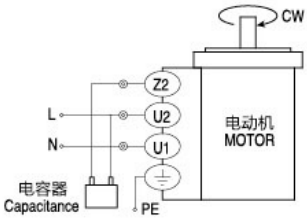	顺时针方向CW 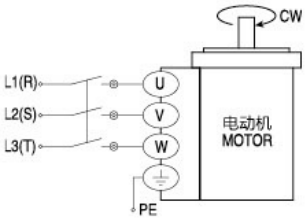
逆时针方向CCW 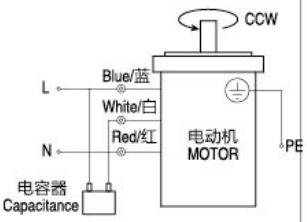	逆时针方向CCW 若对换R、S、T中任意二条，电动机会作逆时针方向动转 To change the rotation direction change any two connections between R.S and T.	逆时针方向CCW 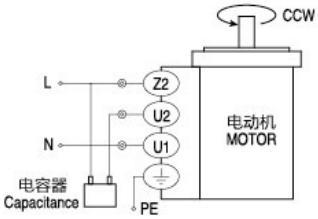	逆时针方向CCW 若对换R、S、T中任意二条，电动机会作逆时针方向动转 To change the rotation direction change any two connections between R.S and T.

请注意 Note：

- 单相电动机运转方向的转换应在电动机停止后进行。
- 若在电动机运转时转换运转方向，可能发生无法转换运转方向或须费时较久的情况。
- Change the direction of single-phase motor rotation only after bring the motor to a stop.
- If an attempt is made to change the direction of rotation while the motor is rotating, motor may ignore reversing command or change its direction of rotation after some delay.