

无刷开门电机 BRUSHLESS DOOR MOTORS

60W



本产品采用DC永磁有刷马达做运转主体，可与微电脑控制系统方面对接，与电脑控制系统配合实现自我检察，制定最佳运作模式产品具有：噪音底、体积小、重量轻、寿命长、适用范围广等优点；同时可满足客户对自动门升级的需要。

This product adopted PMDC brush motor as the main part of rotor. It can be matched with computer system of control. It can realise self-supervise through matching with computer, and you can set the best working model. It has characters of low noise, small volume, light, long life and wide use. Meanwhile, it can meet the customers' request of update.

电机性能参数 MOTOR PERFORMANCE PARAMETERS

型号 Model	电压 Voltage V	输出功率 Out put Power W	空载参数No-load Parameters		负载参数Load Parameters			整机允许力矩 Allowable Torque Gear Motor	电机重量 Motr Weight Kg
			转速Speed r/min	电流Current A	转速Speed r/min	力矩Torque mN.m	电流Current A	GK12.5 mN.m	
ZDMJ-4	24	60	3000	0.6 Max	2500	229	4.0	1950	1.2

外形图 (单位 mm) Dimensions(Unit mm)

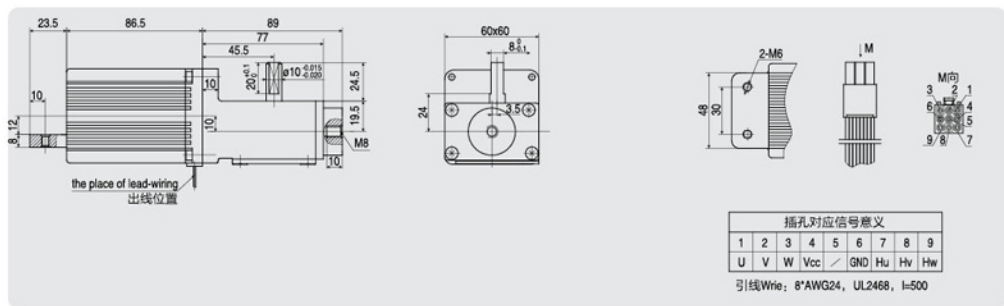
电动机型号 Motor Model	减速器型号 Gearhead Model	减速比 Gear Ratio
ZDMJ-4	GK□	12.5

● 减速器型号的□中为减速比的数值

● Enter the gear ratio in the box (□) within the model name

● 导线型 Lead wiring Type

重量 Weight: 电动机 Motor 1.2kg 减速器 Gearhead 0.8kg



● 产品特点 Product Characters

● 基本技术参数: DC24V, 60W, 2500RPM S1,B CLASS, IP20 ● 额定力矩: 229mN.m ● 光机空载噪音: <50dB, L=50cm ● 耐电压: AC660V, 1S, 泄露电流 <5mA ● 绝缘电阻: >50MΩ 500V ● 工作寿命: 4000H ● 环保要求: 符ROHS指令

● Basic specification: DC24V, 60W, 2500RPM S1,B CLASS, IP20 ● Rated torque of bare motor: 229mN.m ● No-load noise of whole motor: <50dB, L=50cm ● VE: AC660V, 1S, 5mA ● Insulation resistance: >50MΩ 500V ● Life: 4000H ● Ambient request: ROHS

无刷开门电机 BRUSHLESS DOOR MOTORS

60W



本产品采用DC永磁有刷马达做运转主体，可与微电脑控制系统方面对接，与电脑控制系配合实现自我检察，制定最佳运作模式产品具有：噪音底、体积小、重量轻、寿命长、适用范围广等优点；同时可满足客户对自动门升级的需要。

This product adopted PMDC brush motor as the main part of rotor. It can be matched with computer system of control. It can realise self-supervise through matching with computer, and you can set the best working model. It has characters of low noise, small volume, light, long life and wide use. Meanwhile, it can meet the customers' request of update.

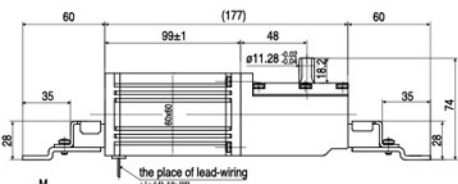
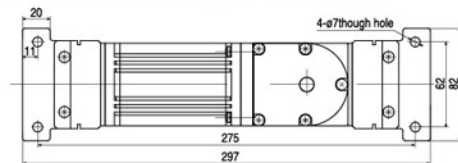
电机性能参数 MOTOR PERFORMANCE PARAMETERS

型号 Model	电压 Voltage V	输出功率 Out put Power W	空载参数No-load Parameters		负载参数Load Parameters			整机允许力矩 Allowable Torque Gear Motor		电机重量 Motr Weight Kg
			转速Speed r/min	电流Current A	转速Speed r/min	力矩Torque mN.m	电流Current A	GK8.5 mN.m	GK13 mN.m	
ZDMJ-3	24	60	3000	0.6 Max	2500	229	4.0	1320	2000	1.2

外形图 (单位 mm) Dimensions(Unit mm)

● 导线型 Lead wiring Type

重量 Weight: 电动机 Motor 1.2kg 减速器 Gearhead 0.8kg



电动机型号 Motor Model	减速器型号 Gearhead Model	减速比 Gear Ratio
ZDMJ-3	GK□	8.5 13

- 减速器型号的□中为减速比的数值
- Enter the gear ratio in the box (□) within the model name

齿轮箱出轴渐开线花键参数 Parameters of involute output shaft		
模数 Module	m	0.6
齿数 Teeth	z	18
压力角 Module	α	45°
公差等级和配合类别 Tolerance class and matching sirt	6h	6hGB/T3478.1-95
大径 Big dia	Dee	ø11.28
小径 Small dia	Die	ø10.08
跨齿数 Gear No of spanning measurement	K	4
公法线平均长度 Average length Common line	Wmin	6.34

● 产品特点 Product Characters

● 基本技术参数: DC24V, 60W, 2500RPM S1,B CLASS, IP20 ● 额定力矩: 229mN.m ● 光机空载噪音: <50dB, L=50cm ● 耐电压: AC660V, 1S, 泄露电流 <5mA ● 绝缘电阻: >50MΩ 500V ● 工作寿命: 4000H ● 环保要求: 符ROHS指令

● Basic specification: DC24V, 60W, 2500RPM S1,B CLASS, IP20 ● Rated torque of bare motor: 229mN.m ● No-load noise of whole motor: <50dB, L=50cm ● VE: AC660V, 1S, 5mA ● Insulation resistance: >50MΩ 500V ● Life: 4000H ● Ambient request: ROHS

无刷开门电机 BRUSHLESS DOOR MOTORS

60W



本产品采用DC永磁有刷马达做运转主体，可与微电脑控制系统方面对接，与电脑控制系统配合实现自我检察，制定最佳运作模式产品具有：噪音底、体积小、重量轻、寿命长、适用范围广等优点；同时可满足客户对自动门升级的需要。

This product adopted PMDC brush motor as the main part of rotor. It can be matched with computer system of control. It can realise self-supervise through matching with computer, and you can set the best working model. It has characters of low noise, small volume, light, long life and wide use. Meanwhile, it can meet the customers' request of update.

电机性能参数 MOTOR PERFORMANCE PARAMETERS

型号 Model	电压 Voltage V	输出功率 Out put Power W	空载参数No-load Parameters		负载参数Load Parameters			整机允许力矩 Allowable Torque Gear Motor		电机重量 Motr Weight Kg
			转速Speed r/min	电流Current A	转速Speed r/min	力矩Torque mN.m	电流Current A	GK10 mN.m	GK15 mN.m	
ZDMJ-6A□	24	60	3300	0.6 Max.	3000	191	3.5	1146	1719	1.8
ZDMJ-6B□	24	60	3400	0.7 Max.	3000	223	4.2	1337	2006	1.8


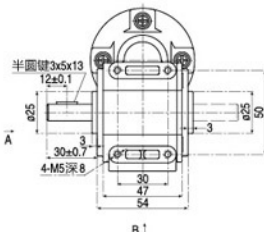
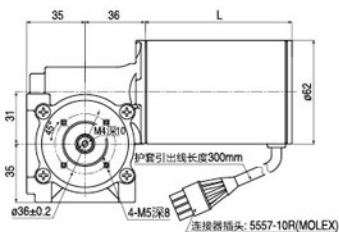
外形图 (单位 mm) Dimensions (Unit mm)

● 导线型 Lead wiring Type

重量 Weight: 电动机 Motor 1.2kg 减速器 Gearhead 0.8kg

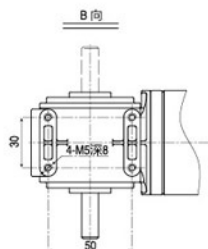
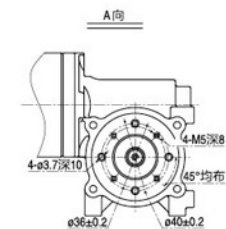
电动机型号 Motor Model	电动机长度 (L)	减速器型号 Gearhead Model	减速比 Gear Ratio
ZDMJ-6A	89	GK□	10
ZDMJ-6B			15

- 减速器型号的□中为减速比的数值
- Enter the gear ratio in the box (□) within the model name

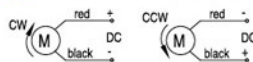


插孔对应信号意义								
1	2	3	4	5	6	7	8	9
U	V	W	Vcc	/	GND	Hv	Hv	Hw

引线Wrie: 8*AWG24, UL2468, I=500



● 电机接线图 Wiring Diagram of Motor



● 标准引出线长度: 300mm±10, 型号: UL1015 规格: AWG20; 电机引出线长度, 型号在配件尺寸等条件允许的情况下可根据客户需求定制

● Standard length of lead wire: 300mm±10, model: UL1015 type: AWG20; lead wire length, model will be customised by dient requestmant under allowed circumstance of adoptable dimension