

性能表 Performance Table (输入转速为3,000rpm时 When input speed is 3000rpm)

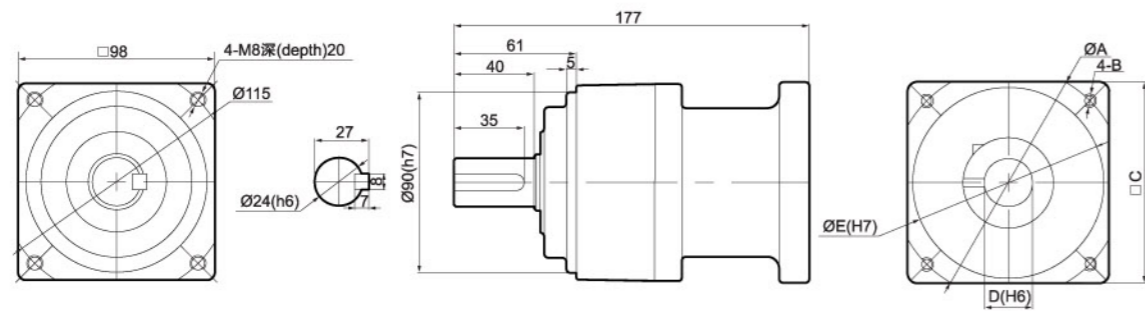
额定输入 马达功率 Rated input motor	减速比 Reduction ratio	型号 Type			输出轴 转速 Output shaft speed (rpm)	额定输出 扭矩 Standard output torque (N·m)	瞬间最大 输出扭矩 Instantaneous max. output torque (N·m)	容许径向 负荷 Permissible radial load (N)	容许轴向 负荷 Permissible axial load (N)	输入轴换算 内部惯性力矩 Internal moment of inertia of input shaft conversion (10 ⁻⁴ ×kg·m ²)	容许输出 扭矩 Permissible output torque (N·m)	瞬间最大容 许输出扭矩 Instantaneous max. permissible output torque (N·m)	
		机种 Model	减速比 Reduction ratio	段位号 Type no.									马达功率 Motor
2000W	1/3	VRSF	3	D	2000	1000	17.2	51.5	882	441	2.43	18.3	54.9
	1/5	VRSF	5	E	2000	600	23.8	71.5	1670	833	3.50	56.8	171
	1/9	VRSF	9	E	2000	333	48.6	146	1960	980	2.81	73.5	221
	1/15	VRSF	15	E	2000	200	81.0	243	2350	1180	2.80	91.4	274

注1) 安装基准机种 (马达适用表记载系列) 以外的马达时, 每次都要与我们联系。(法兰尺寸可能不同)
 注2) 输入轴换算惯性力矩仅为减速机的数值, 不包括马达的惯性力矩。
 注3) 最高输入转速为5000rpm。正常情况下请转速控制在3000rpm以下。
 注4) 容许径向负荷表示输出轴中央部位的值。
 注5) 全部为斜齿轮适用范围。
 注6) 马达的安装顺序请参照P.46
 注7) 输出轴旋转方向与马达输入旋转方向相同。

Note 1) In case of attachment to a motor beyond the standard models(motor matching series), contact us.(How to measure dimensions of the flange may be changed in some cases.)
 Note 2) The moment of inertia of input shaft conversion is only gained from the reducer, so it does not include moment of inertia of the motor.
 Note 3) The max. input speed is 5000rpm, and usually set to 3000rpm or less.
 Note 4) The permissible radial load is indicated on the center of the output shaft.
 Note 5) All values are within the range corresponding to helical gear.
 Note 6) For motor assembly procedure, see 46 page.
 Note 7) Rotation of the output shaft is in the same direction as motor.

尺寸图 Dimensional Drawing

VRSF-3D-2000

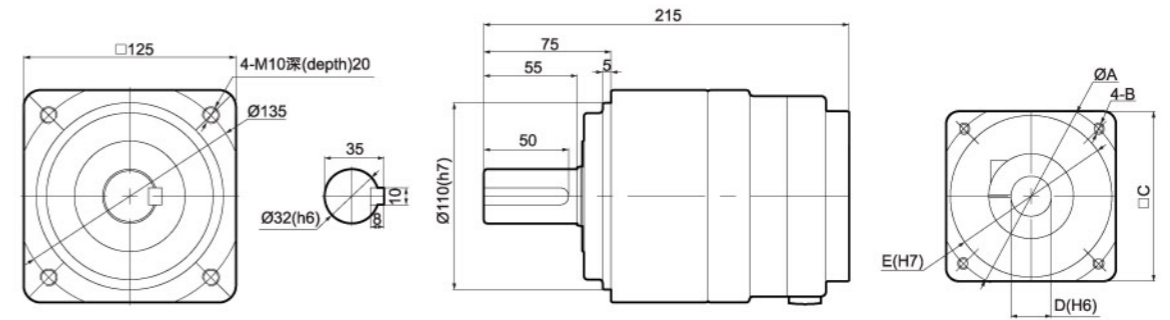


- 概略重量3.9kg
- Rough weight 3.9kg
- TYPE1~3的详细情况请参照P.45
- For details of TYPE1~3, see 45 page.

法兰部位详细尺寸表Detailed flange dimensions table (单位Unit: mm)

马达种类Motor type	A	B	C	D	E
TYPE 1	115	M8	100	19	95
TYPE 2	115	M6	100	24	95
TYPE 3	115	M8	100	24	95

VRSF-5E-9E-2000



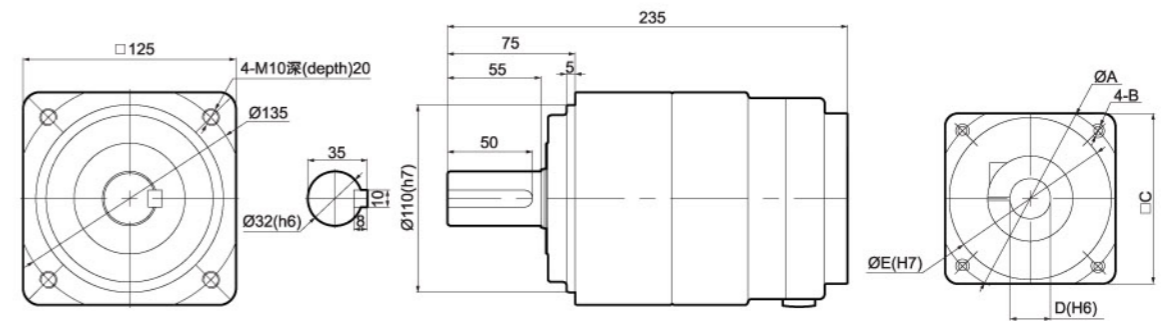
- 概略重量11.5kg
- Rough weight 11.5kg
- TYPE1~3的详细情况请参照P.45
- For details of TYPE1~3, see 45 page.

法兰部位详细尺寸表Detailed flange dimensions table (单位Unit: mm)

马达种类Motor type	A	B	C	D	E
TYPE 1	115	M8	100	19	95
TYPE 2	115	M6	100	24	95
TYPE 3	115	M8	100	24	95

尺寸图 Dimensional Drawing

VRSF-15E-2000



- 概略重量12.5kg
- Rough weight 12.5kg
- TYPE1~3的详细情况请参照P.45
- For details of TYPE1~3, see 45 page.

法兰部位详细尺寸表Detailed flange dimensions table (单位Unit: mm)

马达种类Motor type	A	B	C	D	E
TYPE 1	115	M8	100	19	95
TYPE 2	115	M6	100	24	95
TYPE 3	115	M8	100	24	95