

100W 尺寸图与性能表

100W DIMENSIONAL DRAWING & PERFORMANCE TABLE

性能表 Performance Table (输入转速为3,000rpm时 When input speed is 3000rpm)

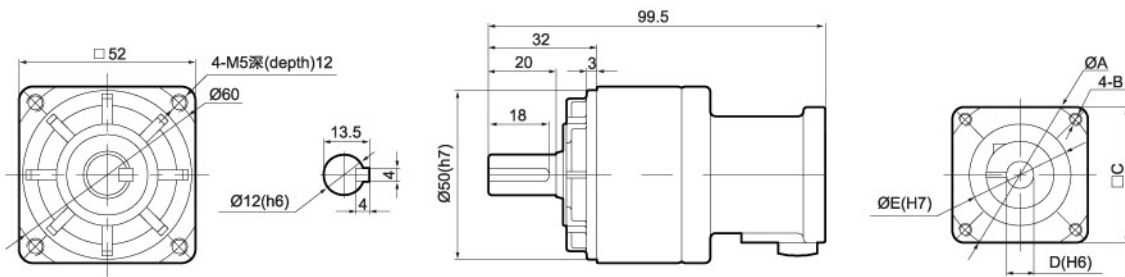
| 额定输入 马达功率 Rated input motor | 减速比 Reduction ratio | 型号 Type | | | 输出轴 转速 Output shaft speed (rpm) | 额定输出 扭矩 Standard output torque (N·m) | 瞬间最大 输出扭矩 Instantaneous max. output torque (N·m) | 容许径向 负荷 Permissible radial load (N) | 容许轴向 负荷 Permissible axial load (N) | 输入轴换算 内部惯性力矩 Internal moment of inertia of input shaft conversion (10 ⁻⁴ ×kg·m ²) | 容许输出 扭矩 Permissible output torque (N·m) | 瞬间最大容 许输出扭矩 Instantaneous max. permissible output torque (N·m) |
|--------------------------------------|---------------------------|-------------|---------------------------|-----------------|---|--|--|---|--|--|---|--|
| | | 机种 Model | 减速比 Reduction ratio | 段位号 Type no. | | | | | | | | |
| 100W | 1/3 | VRSF | 3 | B | 100 | 0.715 | 2.06 | 392 | 196 | 0.0575 | 3.43 | 10.3 |
| | 1/5 | VRSF | 5 | B | 100 | 600 | 1.18 | 3.72 | 490 | 0.0400 | 1.57 | 4.70 |
| | 1/9 | VRSF | 9 | B | 100 | 333 | 2.25 | 6.86 | 588 | 0.0350 | 2.35 | 7.25 |
| | 1/15 | VRSF | 15 | B | 100 | 200 | 3.72 | 11.4 | 784 | 0.0350 | 4.02 | 12.2 |
| | 1/20 | VRSF | 20 | B | 100 | 150 | 5.00 | 15.0 | 804 | 0.0340 | 5.00 | 15.0 |
| | 1/25 | VRSF | 25 | B | 100 | 120 | 6.27 | 19.0 | 882 | 0.0325 | 6.27 | 19.0 |
| | 1/35 | VRSF | 35 | C | 100 | 85 | 7.24 | 21.7 | 1670 | 0.0650 | 13.9 | 41.7 |
| | 1/45 | VRSF | 45 | C | 100 | 66 | 9.31 | 28.0 | 1670 | 0.0285 | 9.50 | 28.6 |
| 1/81 | VRSF | 81 | D | 100 | 37 | 14.0 | 42.0 | 2060 | 0.0300 | 17.8 | 53.5 | |

注1) 安装基准机种 (马达适用表记载系列) 以外的马达时, 每次都要与我们联系。(法兰尺寸可能不同)
 注2) 输入轴换算惯性力矩仅为减速机的数值, 不包括马达的惯性力矩。
 注3) 最高输入转速为5000rpm。正常情况下请转速控制在3000rpm以下。
 注4) 容许径向负荷表示输出轴中央部位的值。
 注5) 全部为斜齿轮适用范围。
 注6) 马达的安装顺序请参照P.46
 注7) 输出轴旋转方向与马达输入旋转方向相同。

Note 1) In case of attachment to a motor beyond the standard models(motor matching series), contact us.(How to measure dimensions of the flange may be changed in some cases.)
 Note 2) The moment of inertia of input shaft conversion is only gained from the reducer, so it does not include moment of inertia of the motor.
 Note 3) The max. input speed is 5000rpm, and usually set to 3000rpm or less.
 Note 4) The permissible radial load is indicated on the center of the output shaft.
 Note 5) All values are within the range corresponding to helical gear.
 Note 6) For motor assembly procedure, see 46 page.
 Note 7) Rotation of the output shaft is in the same direction as motor.

尺寸图 Dimensional Drawing

VRSF-3B-5B-9B-100

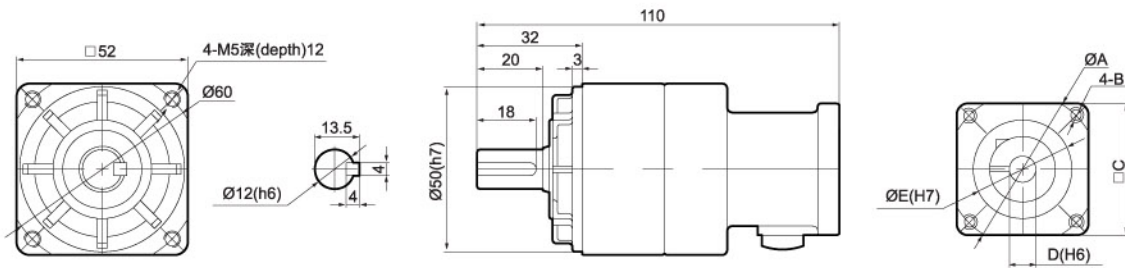


- 概略重量0.55kg
- Rough weight 0.55kg
- TYPE1~3的详细情况请参照P.44
- For details of TYPE1~3, see 44 page.

法兰部位详细尺寸表 Detailed flange dimensions table (单位Unit: mm)

| 马达种类 Motor type | A | B | C | D | E |
|-----------------|----|----|----|---|----|
| TYPE 1 | 45 | M3 | 38 | 8 | 30 |
| TYPE 2 | 46 | M4 | 40 | 8 | 30 |
| TYPE 3 | 46 | M4 | 40 | 8 | 30 |

VRSF-15B-20B-25B-100



- 概略重量0.7kg
- Rough weight 0.7kg
- TYPE1~3的详细情况请参照P.44
- For details of TYPE1~3, see 44 page.

法兰部位详细尺寸表 Detailed flange dimensions table (单位Unit: mm)

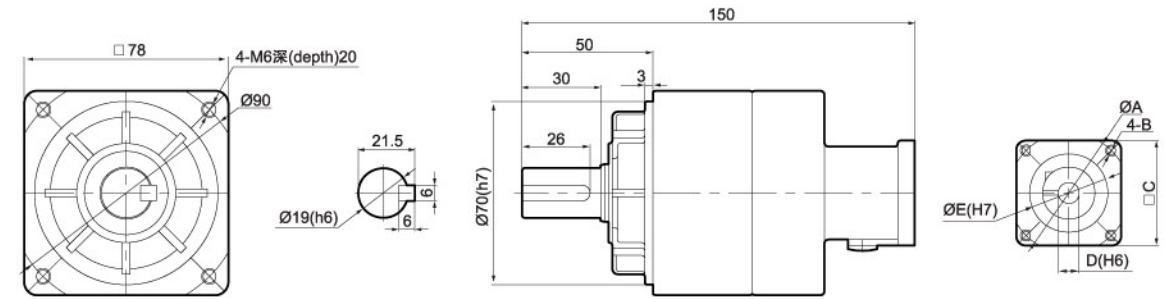
| 马达种类 Motor type | A | B | C | D | E |
|-----------------|----|----|----|---|----|
| TYPE 1 | 45 | M3 | 38 | 8 | 30 |
| TYPE 2 | 46 | M4 | 40 | 8 | 30 |
| TYPE 3 | 46 | M4 | 40 | 8 | 30 |

100W 尺寸图与性能表

100W DIMENSIONAL DRAWING & PERFORMANCE TABLE

尺寸图 Dimensional Drawing

VRSF-35C-100

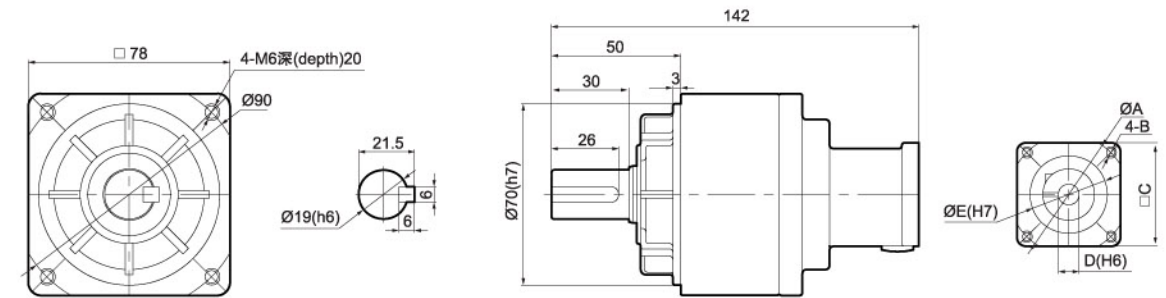


- 概略重量2.0kg
- Rough weight 2.0kg
- TYPE1~3的详细情况请参照P.44
- For details of TYPE1~3, see 44 page.

法兰部位详细尺寸表 Detailed flange dimensions table (单位Unit: mm)

| 马达种类 Motor type | A | B | C | D | E |
|-----------------|----|----|----|---|----|
| TYPE 1 | 45 | M3 | 38 | 8 | 30 |
| TYPE 2 | 46 | M4 | 40 | 8 | 30 |
| TYPE 3 | 46 | M4 | 40 | 8 | 30 |

VRSF-45C-100

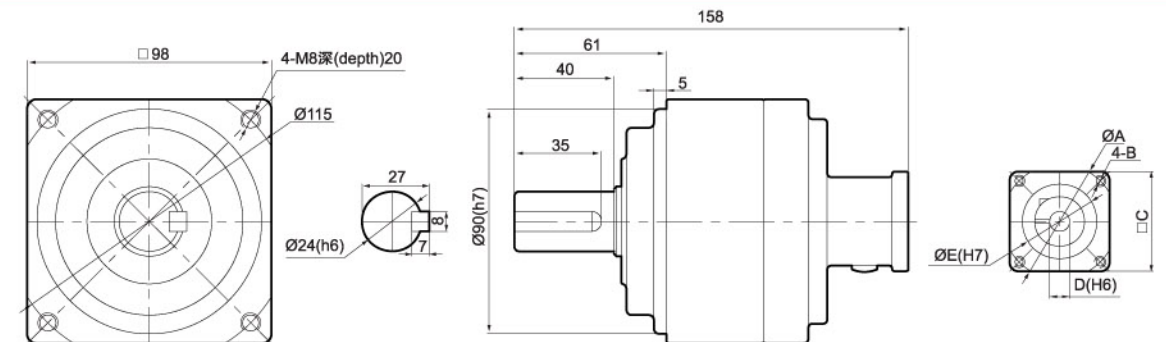


- 概略重量1.7kg
- Rough weight 1.7kg
- TYPE1~3的详细情况请参照P.44
- For details of TYPE1~3, see 44 page.

法兰部位详细尺寸表 Detailed flange dimensions table (单位Unit: mm)

| 马达种类 Motor type | A | B | C | D | E |
|-----------------|----|----|----|---|----|
| TYPE 1 | 45 | M3 | 38 | 8 | 30 |
| TYPE 2 | 46 | M4 | 40 | 8 | 30 |
| TYPE 3 | 46 | M4 | 40 | 8 | 30 |

VRSF-81D-100



- 概略重量3.0kg
- Rough weight 3.0kg
- TYPE1~3的详细情况请参照P.44
- For details of TYPE1~3, see 44 page.

法兰部位详细尺寸表 Detailed flange dimensions table (单位Unit: mm)

| 马达种类 Motor type | A | B | C | D | E |
|-----------------|----|----|----|---|----|
| TYPE 1 | 45 | M3 | 38 | 8 | 30 |
| TYPE 2 | 46 | M4 | 40 | 8 | 30 |
| TYPE 3 | 46 | M4 | 40 | 8 | 30 |