

高压无刷直流减速电机 HIGH VOLTAGE BLDC GEAR MOTOR

10W

60mm



电机性能参数 Motor performance parameters

型号 Model	电压 Voltage V	频率 Frequency HZ	额定功率 Rated Power W	额定电流 Rated Current A	额定转速 Rated Speed RPM	额定力矩 Rated Torque N.m	防护等级 Grade Protection IP
Z2BLD10-220GN	220-230	50/60	10	0.20	3000	0.03	65
	100-120	50/60	10	0.45	3000	0.03	65

● 电机电压、功率及转速可在配件尺寸等条件下根据客户要求定制。

● Motor voltage, power and speed will be customized according to his request under the allowed circumstance of adoptable dimension.

种类 Type

● 电动机 MOTOR

机型 Type	型号 Model	
	齿轮轴型 Pinion Shaft	圆轴型 Round Shaft
导线型 Lead Wire Type	Z2BLD10-220GN	Z2BLD10-220A
	Z2BLD10-110GN	Z2BLD10-110A

● 平行轴减速器(另售) PARALLEL SHAFT GEARHEAD (SOLD SEPARATELY)

减速器种类 Gearhead Type	减速器型号 Gearhead Model	减速比 Gear Ratio
长寿命·低噪音 Long Life · Low Noise	2GN□K	3、3.6、5、6、7.5、9、12.5、15、18、25、30、36、50、60、75、90、100、120、150、180、200
		2GN10XK(中间减速器 Mid-gearbox)

减速器型号的□中为减速比的数值 Enter the gear ratio in the box (□) within the model name

装有减速器时的容许转矩 Allowable torque when being with gearhead

- 减速器·中间减速器另售
- 减速器型号的□中为减速比的数值。
- 色表示与电动机同一方向运转，其他则为相反方向。
- 转速是以电动机的额定转速为基准除以减速比而算出来的数值。实际转速将随负载大小变化而比所示数值减少2%~20%左右。
- 希望以大于下表的减速比进行进一步减速时，可在电动机与减速器之间安装减速比为10的中间减速器。这时的容许转矩为3N·m
- Gearhead and mid-gearbox can be sold separately.
- Enter the gear ratio in the box (□) within the model name.
- Indicates the same rotating direction of the motor while the others rotate in the opposite direction.

● The speed is calculated by dividing the motor's synchronous speed by the gear ratio. The actual speed is 2%~20% less than the displayed value, depending on the size of the load.

● To reduce the speed beyond the gear ratio in the table, attach a mid-gearbox (gear ratio: 10) between the gearhead and motor. In that case, the permissible torque is 3N·m.

容许力矩单位 Allowance Torque Unit: 上段 Upside (N.m) / 下段 Belowside (kgf.cm)

减速比 Gear Ratio	3	3.6	5	6	7.5	9	12.5	15	18	25	30	36	50	60	75	90	100	120	150	180	200
输出轴转速 r/min Out put shaft speed	1000	833	600	500	400	333	240	200	167	120	100	83	60	50	40	33	30	25	20	17	15
GN允许力矩 N.m Allowance Torque	0.08	0.09	0.13	0.15	0.19	0.23	0.32	0.39	0.46	0.58	0.7	0.84	1.05	1.26	1.58	1.89	2.1	2.52	3.0	3.0	3.0
GN允许力矩 kgf.cm Allowance Torque	0.79	0.95	1.32	1.58	1.97	2.37	3.29	3.95	4.74	5.93	7.11	8.54	10.72	12.86	16.08	19.29	21.44	25.73	30.6	30.6	30.6

● 容许悬挂负载·容许轴向负载

Permissible Overhung load and thrust load

电动机(圆轴型)→P42 Motor (Round Shaft) →P42

减速器→P42 Gearhead →P42

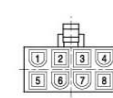
● 减速器的容许负载惯性惯性J

Permissible load inertia J for gearhead

→P42 →P42

● 接线插孔对应信号说明

Wire plughole corresponding signal explanation



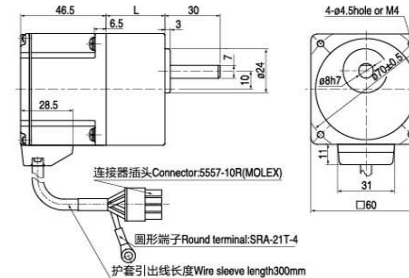
plughole	1	2	3	4
signal	U	W	Hv	Hu
plughole	5	6	7	8
signal	V	GND	Hw	Vcc

外形图(单位 mm) Dimensions(Unit mm)

减速器附有安装用螺丝 Mounting screws are included with gearhead.

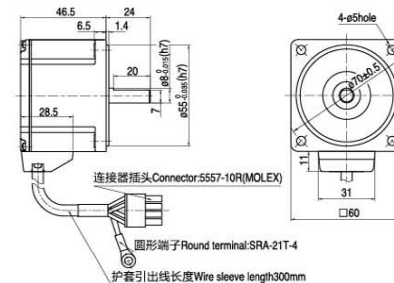
● 导线型 Lead wiring Type

重量 Weight: 电动机 Motor: 0.6kg 减速器 Gearhead 0.4kg



● 圆轴型的转轴部分 Shaft Section of Round Shaft Type

除重量及轴部外，电动机外形与齿轮型相同
Excluding weight and the shaft section Motor shape are the same as those of the pinion shaft



电动机型号 Motor Model	减速器型号 Gearhead type	速比 Gear Ratio	L尺寸 Dimension
Z2BLD10-220GN	2GN□K	3-18	32
Z2BLD10-110GN		25-200	41

● 减速器型号的□中为减速比的数值

● Enter the gear ratio in the box (□) within the model name

● 中间减速器 Mid-gearbox

可安装在GN齿轮轴型上

Can be connected to GN pinion Shaft type 2GN10XK

重量 Weight: 0.24kg

