感应电动机 INDUCTION MOTOR

3W

□42mm

规格 / 连续额定 SPECS / CONTINUOUS RATING

型号Model 机型Type 导线型 Lead Wire Type		输出功率 Output power W	电压 Voltage V	频率 Frequency Hz	电流 Current A	启动转矩 Starting Torque mN.m	额定转矩 Rated Torque mN.m	额定转速 Rated Speed r/min	电容器容量 Capacitor μF
齿轮轴型 Pinion Shaft	圆轴型 Round Shaft								
0IK3GN-B	0IK3A-B	3	1ph110	50	0.120	5	11	2500	1.5
				60	0.130		10	3000	
0IK3GN-D	0IK3A-D	3	1ph220	50	0.060	5	11	2500	0.35
				60	0.064		10	3000	

●各种安全规格以电动机铭牌上的型号取得认定。

●When the motor is approved under various safety standards, the model name on the nameplate is the approved model name.

种类 TYPE

●电动机 MOTOR

机型 Type	型号 Model	
	齿轮轴型 Pinion Shaft	圆轴型 Round Shaft
导线型 Lead WireType	0IK3GN-B	0IK3A-B
	0IK3GN-D	0IK3A-D

●平行轴减速器(另售) PARALLEL SHAFT GEARHEAD (SOLD SEPARATELY)

减速器种类 Gearhead Type	减速器型号 Gearhead Model	减速比 Gear Ratio
长寿命 · 低噪音 Long Life · Low Noise	0GN□K	3、3.6、5、6、7.5、9、12.5、15、18、25、30、36、50、60

●减速器型号的□中为减速比的数值

●Enter the gear ratio in the box (□) within the model name

■装有减速器时的容许转矩
ALLOWABLE TORQUE WHEN BEING WITH GEARHEAD

- 减速器另售，中间减速器无另售品。
- 减速器型号的□中为减速比的数值。
- □ 色表示与电动机同一方向运转，其他则为相反方向。
- 转速是以电动机的同步转速 (4极高速型 50Hz: 1500r/min、60Hz: 1800r/min、2极型 50Hz: 3000r/min、60Hz: 3600r/min) 为基准除以减速比而算出来的数值。实际转速将随负载大小变化所示数值减少2%~33%左右。
- Gearhead and mid-gearbox can be sold separately.
- Enter the gear ratio in the box (□) within the model name.
- The colored background □ indicates the same rotating direction of the motor while the rotating direction of others are opposite.
- The speed is calculated by dividing the motor's synchronous speed (4P High-Speed Type 50Hz: 1500r/min、60Hz: 1800r/min、2P Type 50Hz: 3000r/min、60Hz: 3600r/min) by the gear ratio. The actual speed is 2%~33% less than the displayed value, depending on the size of the load.

容许力矩单位 Allowance Torque Unit：上段 Upside（N.m）/下段 Belowside（kgf.cm）

机型Type 电动机/减速器 Motor/Gearhead	减速比Gear Ratio		3	3.6	5	6	7.5	9	12.5	15	18	25	30	36	50	60
	转速Speed r/min	50Hz	1000	833	600	500	400	333	240	200	166	120	100	83	60	50
		60Hz	1200	1000	720	600	480	400	288	240	200	144	120	100	72	60
0IK3GN-B 0IK3GN-D	0GN□K	50Hz	0.027 0.28	0.032 0.33	0.045 0.46	0.053 0.54	0.067 0.68	0.080 0.82	0.10 1.02	0.12 1.22	0.14 1.43	0.18 1.84	0.22 2.24	0.26 2.65	0.36 3.67	0.44 4.49
		60Hz	0.024 0.24	0.029 0.30	0.041 0.42	0.049 0.50	0.061 0.62	0.073 0.74	0.091 0.93	0.1 1.12	0.13 0.33	0.17 1.73	0.20 2.04	0.24 2.45	0.33 3.67	0.40 4.08

■容许悬挂负载・容许轴向负载
PERMISSIBLE OVERHUNG LOAD AND THRUST LOAD

电动机（圆轴型）→217页　　Motor (Round Shaft) →P217
减速器→217页　　Gearhead→P217

■减速器的容许负载惯性惯量J
PERMISSIBLE LOAD INERTIA J FOR GEARHEAD

→218页→P218

■外形图 (单位 mm)
DIMENSIONS(Unit mm)

减速器附有安装用螺丝
Mounting screws are included with gearhead.

●导线型 Lead wiring Type

重量 Weight: 电动机 Motor 0.3kg 减速器 Gearhead 0.2kg

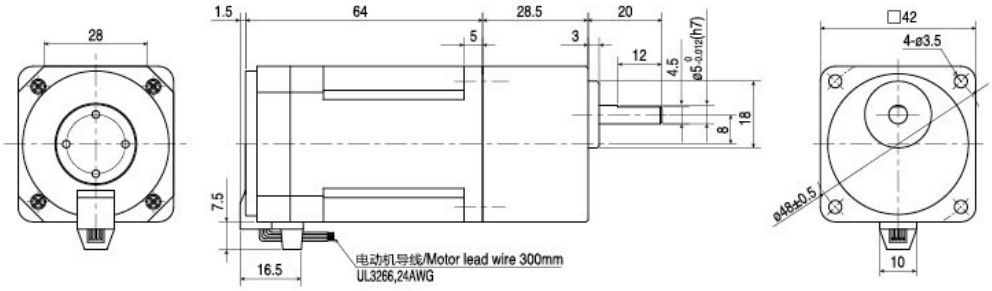

●圆轴型的转轴部分Shaft Section of Round Shaft Type

除重量及轴部外，电动机外形与齿轮轴相同

Excluding weight and the shaft section Motor shape are the same as those of the pinion shaft type

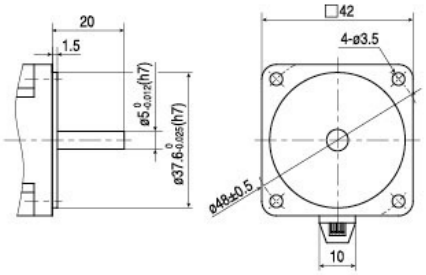

●电容器外形尺寸 Formal Dimension of Capacitor

型号 Model		电容器型号 Capacitor Model	L	W	H
齿轮轴型 Pinion Shaft	圆轴型 Round Shaft				
0IK3GN-D	0IK3A-D	ZD035CFAUL	26	8	17
0IK3GN-B	0IK3A-B	ZD15CFAUL	36	13	24

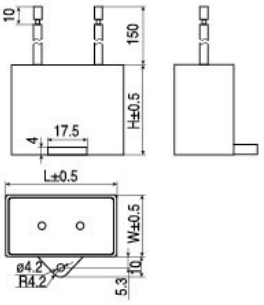

●常规电容器出线为引线，也可根据客户要求配置插片式187#

●Note: Conventional capacitor is a lead wire type.Inserted 187# is optional

■连接图CONNECTION DIAGRAMS

●运转方向指从电动机轴看来的方向。CW表示顺时针方向，CCW表示逆时针方向。

●表中所记型号为齿轮轴型，圆轴型亦同。

●The direction of motor rotation is as viewed from the shaft end of motor.
CW represents the clockwise direction, while CCW represents the counterclockwise direction.

●Name indicated in the list is pinion shaft type, also valid for the equivalent round.

0IK3GN-B、0IK3GN-D

顺时针方向CW

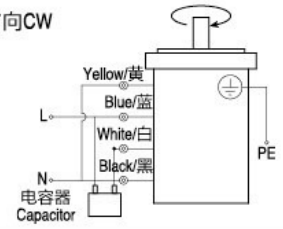

逆时针方向CCW

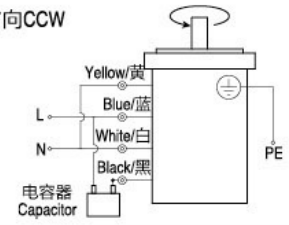

●请注意 Note：

●单相电动机运转方向的转换应在电动机停止后进行。

●若在电动机运转时转换运转方向，可能发生无法转换运转方向或须费时较久的情况。

●Change the direction of single-phase motor rotation only after bring the motor to a stop.

●If an attempt is made to change the direction of rotation while the motor is rotating, motor may ignore reversing command or change its direction of rotation after some delay.